



Price List
2012

For your discount contact your
Local Sales Rep or Dealer

Seating with Style™

Your Local Representative is:

www.emuamericas.com

emuamericas, llc 104 Broadway, Suite 500 Denver, CO 80203
T: 303.733.3385 or 800.726.0368 F: 303.733.3384 or 800.970.7708
www.emuamericas.com email: info@emuamericas.com

SIDE CHAIRS

NAME	SKU	LIST PRICE US\$	(●) QUICK SHIP (○) SPECIAL ORDER								STACKABILITY	ITEM SIZE (H x W x D)	PRODUCT WEIGHT (lbs)	MASTER PACK
			ALU (20)	A/IRON (22)	A/BRONZE (41)	A/BLACK (24)	WHITE (01)	A/ WHITE (23)	OTHER ADD \$ 5 NET	CUSTOM RAL ADD \$ 15 NET				
E-COATED STEEL COLLECTION														
AERO (Not in PI)	027	\$ 305	○	○	○	○	○				10	30.5"x19.5"x19.5"	14	2
ANTONIETTA	3396	\$ 265	●	●	●	○	○				4	35"x19.5"x22"	12	4
* ARC EN CIEL FOLDING	314	\$ 115	●	●	●	○		○	○		-	32"x17"x17"	11	12
ARIA	397	\$ 180	●	●	●	○					8	32"x18"x21"	11	4
CHARLESTON (DP) (Wicker #1)	6571	\$ 275	●ABronze/DrkBrn (WB#1)								6	34"x17.5"x21.5"	10	4
COUPOLE (DP)	354	\$ 170	○	○	○						8	34.5"x18.5"x21.5"	11	4
COUPOLE FOLDING (DP)	360	\$ 195	○	○	○						-	34.5"x16.5"x22.5"	11.5	4
KHALI	338	\$ 230	●	●	●	●	○				6	32"x23.5"x22"	13.5	4
PIGALLE (Not in PI)	909	\$ 305		○	○	○	○				4	33.5"x17.5"x21.5"	11.5	4
PIGALLE FOLDING (Not in PI)	924	\$ 225		○	○	○	○				-	34.5"x16.5"x22.5"	12.5	4
RONDA	111	\$ 180	●	●	●	●	○		○		6	33.5"x23"x24.5"	12	4
SEGNO	263	\$ 245	●	●	●	○	○				6	33"x17.5"x21"	17	4
* SHOT	168	\$ 180	●	○	○	○	○				8	33"x19.5"x21"	11	4
SOLE	3402	\$ 280	○	●	●	○					4	34.5"x19"x24.5"	12	4
SOLE HEAVY DUTY	3402HD	\$ 315	○	●	○	○					4	34.5"x19"x24.5"	12.5	4
SPORTY	108	\$ 195		○	○		○				8	31.5"x17.5"x19"	11	4
* STAR	161	\$ 240	●	○	○	●		○	○		8	32"x21.5"x24"	15.5	4
TOPPER	150	\$ 305	●	●	○	○	○				8	34"x22.5"x23"	12	4
TOPPER HEAVY DUTY	150HD	\$ 340	○	○	○	○	○				6	34"x22.5"x23"	12.5	4
VERA	3431	\$ 360		○	●	○	○				6	36"x25"x24"	12	4
VOILA' FOLDING	084	\$ 150		●							-	32.5"x16.5"x21.5"	10	4
VOILE (Wicker #1)	6514	\$ 385	●ABronze/DrkBrn (WB#1) ○White/Greige (WG#1)								4	33.5"x21.5"x22.5"	17	2
WAY	141	\$ 190	○	○	○	○	○				10	32.5"x23.5"x24.5"	12	4
ALUMINUM & PPL COLLECTION														
ANNA (Brushed Alum w/ Clear Lacquer)	1004	\$ 220	●								-	33"x15"x20"	7.5	2
BELLA (Matte Alum/Wicker #2)	1008	\$ 195	●Espresso (WB#2) ●Ant. Honey (WN#2)								4	34"x18"x21"	7.5	4
FLORA (Polished Alum)	1000	\$ 110	●								8	32.5"x19"x22.5"	7.5	4
ISIS (Wicker #1)	6504	\$ 380	○Dark Brown (WB#1) ○Greige (WG#1)								4	31.5"x22.5"x23"	10	4
KAREN (Polished Alum/Natural Teak)	1001	\$ 220	●								6	29.5"x18"x21.5"	9.5	4
LAURA (Polished Alum/Rope Wicker)	1009	\$ 170	●Natural (NW) ●Black (BW)								6	29.5"x18"x21.5"	8.5	4
NIDO (Matte Alum/PPL)	9004	\$ 125	●Red ●Orange ●Black ●Cream								6	32.5"x20"x24.5"	9	4
RITA (Matte Alum/Wicker #2)	1011	\$ 220	●Espresso (WB#2) ●Grey (WG#2)								6	33"x18.5"x23"	7.5	4
TEBE (Wicker #1)	6505	\$ 320	●Dark Brown (WB#1) ○Greige (WG#1)								4	31.5"x20.5"x21"	10	4

PRODUCT DETAILS	
Custom:	Choose an exterior RAL powder coat from www.tigerdrylac.com , ADD\$15 NET for each piece. \$50 NET SET UP CHARGE per color
DP:	Indicates that the item has a design pattern on the chair seat or table top
Heavy Duty (HD):	Additional stretchers are added for use in high traffic areas
Matte Alum:	Non-shiny finish on the Aluminum frame
Natural Teak:	Our teak is unfinished, it will grey over time and could stain if not sealed; visit our website for care instructions
Not in PI:	Item is available, but not photographed in our 2012 Pictorial Index; visit our website for photo/spec sheet
Other:	Other color finishes are available, view options on our website; additional lead time may be required. ADD \$5 NET for each piece, no set-up charge
Polished Alum:	Shiny finish on the Aluminum frame
PPL:	Polypropylene seat and back shell
Rope Wicker:	Synthetic rope wicker with metal core, available in Natural (NW) or Black (BW) as noted per item
Wicker #1:	Flat synthetic wicker, available in Dark Brown (WB#1) or Greige (WG#1) as noted per item
Wicker #2:	Flat synthetic wicker, available in Espresso (WB#2), Grey (WG#2) or Ant Honey (WN#2) as noted per item

ARMCHAIRS

NAME	SKU	LIST PRICE US\$	(●) QUICK SHIP (○) SPECIAL ORDER								STACKABILITY	ITEM SIZE (H x W x D)	PRODUCT WEIGHT (lbs)	MASTER PACK	
			ALU (20)	A/IRON (22)	A/BRONZE (41)	A/BLACK (24)	WHITE (01)	A/ WHITE (23)	OTHER ADD \$ 5 NET	CUSTOM RAL ADD \$ 15 NET					
E-COATED STEEL COLLECTION															
* ANTONIETTA	3397	\$ 295	●	●	●	○	○					4	35"x23"x22"	13	4
* CANTILEVER	033	\$ 305		○	○	○	○					4	31.5"x23"x24"	19	4
KHALI	339	\$ 250	●	●	●	●	○					12	32"x24"x22"	15.5	4
* KLEE (DP)	348	\$ 240		○	○				○			8	33.5"x23"x26"	17	4
* KLEE HIGH BACK (DP) (Not in PI)	349	\$ 270		○	○				○			8	40.5"x23"x28.5"	20	4
ONDA	127	\$ 245	○	○	○	○	○					4	33"x23"x23"	12.5	4
PIGALLE (Not in PI)	910	\$ 380		○	○	○	○					4	33.5"x20"x21.5"	15	4
PODIO	3413	\$ 355		●	●	○	○					6	35.5"x23"x25"	14	4
RONDA	116	\$ 162	●	●	●	●	○		○	●		12	32.5"x22.5"x25.5"	11.5	4
RONDA HEAVY DUTY	116HD	\$ 190	●	●	●	●				●		10	32.5"x22.5"x25.5"	12.5	4
RONDA MINI (Child Size)	061	\$ 140	● Yellow (91) ● White (01) ● Bright Green (59) ○ Other								10	23"x16.5"x17.5"	5.5	1	
SEGNO (Natural Teak)	267	\$ 325		●	●							6	33"x20.5"x21"	14	4
SEGNO	268	\$ 275	●	●	●	○	○					6	33"x20.5"x21"	15	4
* SHALIMAR (DP)	3489	\$ 520		○	○		○					2	35.5"x23"x23"	18	2
* SHOT	169	\$ 210	●	○	○	○	○					8	33"x21.5"x20.5"	13.5	4
SOLE	3403	\$ 305	○	●	●	○						4	34.5"x23"x24.5"	14	4
SOLE HEAVY DUTY	3403HD	\$ 340	○	●	○	○						4	34.5"x23"x24.5"	14.5	4
* STAR	162	\$ 270	●	○	○	●			○	○		8	32"x23"x24"	17	4
STELLA	105	\$ 205	●	●	●							10	32.5"x20.5"x24"	14	4
TOPPER	151	\$ 325	●	●	○	○	○					8	34"x23"x23"	13	4
TOPPER HEAVY DUTY	151HD	\$ 360	○	○	○	○	○					6	34"x23"x23"	13.5	4
VERA	3432	\$ 400		○	●	○	○					6	36"x26.5"x24"	15.5	4
VOILE (Wicker #1)	6515	\$ 425	●ABronze/DrkBrn (WB#1) ○White/Greige (WG#1)								4	33.5"x23"x22.5"	19.5	2	
VOLTA	377	\$ 175	○	●	●							10	32.5"x22.5"x24.5"	13	4
WAY	142	\$ 200	○	○	○	○	○					10	32.5"x24"x24.5"	13.5	4
ALUMINUM & PPL COLLECTION															
CUBE (Wicker #1)	6512	\$ 825	○Dark Brown (WB#1) ○Greige (WG#1)								-	28"x26.5"x23.5"	22.5	1	
CUBE (Exposed SS Legs) (Wicker #1)	6513	\$ 850	○Dark Brown (WB#1) ○Greige (WG#1)								-	28"x26.5"x23.5"	22	1	
DAFNE (Wicker #1)	6531	\$ 720	●Dark Brown (WB#1) ○Greige (WG#1)								-	33"x28.5"x25"	15.5	1	
DELTA (Wicker #1)	6508	\$ 535	○Dark Brown (WB#1) ○Greige (WG#1)								6	30"x25.5"x23"	10	2	
DONNA (Matte Alum/Wicker #2)	1107	\$ 290	●Espresso (WB#2) ●Ant. Honey (WN#2)								6	33"x22.5"x24"	11	4	
LAURA (Polished Alum/Rope Wicker)	1109	\$ 210	●Natural (NW) ●Black (BW)								6	30.5"x22"x23.5"	12	4	
NIDO (Matte Alum/PPL)	9002	\$ 145	●Red ●Orange ●Black ●Cream								6	30.5"x20"x22"	9.5	4	
RITA (Matte Alum/Wicker #2)	1111	\$ 260	●Espresso (WB#2) ●Grey (WG#2)								6	33"x21.5"x23"	9	4	
SARA (Polished Alum) (Not in PI)	1101	\$ 120	●								8	28.5"x21.5"x22.5"	9	4	
SOFIA (Polished Alum/Natural Teak)	1103	\$ 260	●								6	30.5"x22"x23.5"	12	4	

PRODUCT DETAILS	
Custom:	Choose an exterior RAL powder coat from www.tigerdrylac.com , ADD \$15 NET for each piece. \$50 NET SET UP CHARGE per color
DP:	Indicates that the item has a design pattern on the chair seat or table top
Heavy Duty (HD):	Additional stretchers are added for use in high traffic areas
Matte Alum:	Non-shiny finish on the Aluminum frame
Natural Teak:	Our teak is unfinished, it will grey over time and could stain if not sealed; visit our website for care instructions
Not in PI:	Item is available, but not photographed in our 2012 Pictorial Index; visit our website for photo/spec sheet
Other:	Other color finishes are available, view options on our website; additional lead time may be required. ADD \$5 NET for each piece, no set-up charge
Polished Alum:	Shiny finish on the Aluminum frame
PPL:	Polypropylene seat and back shell
Rope Wicker:	Synthetic rope wicker with metal core, available in Natural (NW) or Black (BW) as noted per item
Wicker #1:	Flat synthetic wicker, available in Dark Brown (WB#1) or Greige (WG#1) as noted per item
Wicker #2:	Flat synthetic wicker, available in Espresso (WB#2), Grey (WG#2) or Ant Honey (WN#2) as noted per item

BAR & COUNTER SEATING

NAME	SKU	LIST PRICE US\$	(●) QUICK SHIP (○) SPECIAL ORDER							STACKABILITY	ITEM SIZE (H x W x D)	PRODUCT WEIGHT (lbs)	MASTER PACK	
			ALU (20)	A/IRON (22)	A/BRONZE (41)	A/BLACK (24)	WHITE (01)	A/WHITE (23)	OTHER ADD \$ 5 NET					
E-COATED STEEL COLLECTION														
AERO COUNTERSTOOL (Not in PI)	026	\$ 350	○	○	○	○	○			4	35"x17"x18"	13.5	2	
ARIA	399	\$ 325	●	●	●	○				4	41"x19.5"x21.5"	14	2	
CHARLESTON BACKLESS (DP) (Wicker #1)	6574	\$ 340	●ABronze/DrkBrn (WB#1)								4	30"x20.5"x20.5"	10	2
COUPOLE (DP)	384	\$ 310	○	○	○					4	43.5"x19"x21.5"	14	2	
COUPOLE BACKLESS (DP)	387	\$ 260	●	●	●	○				4	29.5"x20"x20"	12	2	
KHALI	335	\$ 400	●	●	●	●	○			4	38"x19.5"x22"	14	4	
QUADRO	393	\$ 385	●	●	●	○				4	44"x20.5"x22"	14	2	
RONDA	119	\$ 400	●	●	●	●	○			4	46"x21.5"x25"	14.5	2	
SEGNO	264	\$ 400	●	●	●	○	○			4	40.5"x19.5"x21.5"	20	4	
* SHOT	172	\$ 340	●	○	○	○	○			4	40"x20"x20"	15	4	
* STAR	164	\$ 380	●	○	○	●		○	○	4	40.5"x21.5"x23.5"	18	4	
WAY	143	\$ 420	○	○	○	○	○			4	37.5"x23.5"x23"	16	4	
ALUMINUM COLLECTION														
ANNA (Brushed Alum w/ Clear Lacquer)	1205	\$ 340						●		-	42.5"x15.5"x21"	9.5	1	
ANNA BACKLESS (Brushed Alum w/ Clear Lacquer)	1206	\$ 240						●		-	29.5"x15"x15"	7	2	
KAREN (Polished Alum/Natural Teak)	1201	\$ 340						●		-	41"x16.5"x21.5"	12	1	
LAURA (Polished Alum/Rope Wicker)	1209	\$ 300						●Natural (NW)	●Black (BW)	-	41"x16.5"x21.5"	11	1	
RITA (Matte Alum/Wicker #2)	1211	\$ 360						●Espresso (WB#2)	●Grey (WG#2)	-	39"x20.5"x20"	10	1	
TEBE (Wicker #1)	6506	\$ 480						●Dark Brown (WB#1)		-	43.5"x23"x23.5"	15	1	

BENCH SEATING

NAME	SKU	LIST PRICE US\$	(●) QUICK SHIP (○) SPECIAL ORDER							STACKABILITY	ITEM SIZE (H x W x D)	PRODUCT WEIGHT (lbs)	MASTER PACK			
			ALU (20)	A/IRON (22)	A/BRONZE (41)	A/BLACK (24)	WHITE (01)	A/WHITE (23)	OTHER ADD \$ 5 NET							
DAFNE BENCH (Wicker #1)	6533	\$ 1440									●Dark Brown (WB#1)	○Greige (WG#1)	-	33"x55.5"x25"	30	1
HAREM BENCH (Wicker #1)	6561/S	\$ 1200									○Dark Brown (WB#1)		-	14"x59"x25.5"	25	1
RITA BENCH (Matte Alum/Wicker #2)	1911	\$ 560								4	●Espresso (WB#2)	●Grey (WG#2)		33"x52"x25"	24	1
VERA BENCH	3434	\$ 760		○	○	○	○						-	17.5"x68"x19.5"	27.5	1

PRODUCT DETAILS

DP:	Indicates that the item has a design pattern on the chair seat or table top
Matte Alum:	Non-shiny finish on the Aluminum frame
Natural Teak:	Our teak is unfinished, it will grey over time and could stain if not sealed; visit our website for care instructions
Not in PI:	Item is available, but not photographed in our 2012 Pictorial Index; visit our website for photo/spec sheet
Other:	Other color finishes are available, view options on our website; additional lead time may be required. ADD \$5 NET for each piece, no set-up charge
Polished Alum:	Shiny finish on the Aluminum frame
Rope Wicker:	Synthetic rope wicker with metal core, available in Natural (NW) or Black (BW) as noted per item
Wicker #1:	Flat synthetic wicker, available in Dark Brown (WB#1) or Greige (WG#1) as noted per item
Wicker #2:	Flat synthetic wicker, available in Espresso (WB#2), Grey (WG#2) or Ant Honey (WN#2) as noted per item

UMBRELLA TABLES

(unless otherwise noted)

CAUTION: An umbrella base of adequate weight is always required to secure an umbrella, even when used in an umbrella table

(ALL TABLES REQUIRE ASSEMBLY UPON INSTALLATION)





NAME	SIZE	SKU	LIST PRICE US\$	(●) QUICK SHIP (○) SPECIAL ORDER							PRODUCT WEIGHT (lbs)	MASTER PACK
				ALU (20)	A/IRON (22)	A/BRONZE (41)	A/BLACK (24)	WHITE (01)	A/ WHITE (23)	OTHER ADD \$ 15 NET		
E-COATED STEEL COLLECTION												
MESH TOP (includes base & table top)												
CAMBI (no umbrella hole)	24" SQ	800	\$ 375	●	●	●	●	○			25	1
CAMBI	32" SQ	801	\$ 450	●	●	●	●	○		○	33	1
CAMBI	36" SQ	802	\$ 505	●	●	●	●	○			37	1
CAMBI (no umbrella hole)	24" x 32"	834	\$ 440	●	●	●	●	○			22	1
CAMBI	32" DIA	803	\$ 425	●	●	●	●	○			26.5	1
CAMBI	36" DIA	813	\$ 485	●	●	●	●	○			31	1
CAMBI	42" DIA	804	\$ 540	●	●	●	●	○		○	35	1
CAMBI	48" DIA	805	\$ 630	●	●	●	●	○			42	1
CAMBI BAR	32" DIA BAR	820	\$ 465	●	●	●	●	○			25	1
CAMBI FOLDING (no umb hole) (Not in PI)	32" SQ	871	\$ 590	○	○	○	○	○			31	1
CAMBI FOLDING (no umb hole) (Not in PI)	32" DIA	873	\$ 505	○	○	○	○	○			24	1
CAMBI FOLDING (Not in PI)	42" DIA	874	\$ 645	○	○	○	○	○			37	1
CAMBI FOLDING (Not in PI)	48" x 32"	876	\$ 800	○	○	○	○	○			44.5	1
DRINK	48" x 32"	807	\$ 605	●	●	●	●	○			40	1
DRINK (Not in PI)	56" x 32"	808	\$ 670	○	○	○	○	○			44	1
DRINK (Not in PI)	64" x 32"	809	\$ 775	○	○	○	○	○			51	1
DRINK (Not in PI)	72" x 32"	810	\$ 840	○	○	○	○	○			56	1
FORTE (no umbrella hole)	24" SQ	860	\$ 495	●	●	●	●	○			27.5	1
FORTE (no umbrella hole)	32" SQ	861	\$ 580	●	●	●	●	○			35.5	1
FORTE	36" SQ	862	\$ 665	●	●	●	●	○			40.5	1
FORTE (no umbrella hole)	32" DIA	863	\$ 495	●	●	●	●	○			29	1
FORTE (no umbrella hole)	42" DIA	864	\$ 655	●	●	●	●	○			40	1
FORTE	48" DIA	865	\$ 810	●	●	●	●	○			45	1
FORTE BAR (no umbrella hole)	32" DIA BAR	869	\$ 625	●	●	●	●	○			32	1
SOLID TOP (includes base & table top)												
SOLID	32" DIA	828	\$ 500	●	●	●	○				27.5	1
SOLID	36" DIA	823	\$ 520	●	●	●	○				32	1
SOLID	32" SQ	829	\$ 540	●	●	●	○				33	1
SOLID	36" SQ	824	\$ 560	●	●	●	○				38	1
SOLID BAR	32" DIA BAR	830	\$ 540	●	●	●	○				29	1

PRODUCT DETAILS	
Assembly	Tables require assembly, instructions may be found on our website
Not in PI:	Item is available, but not photographed in our 2012 Pictorial Index; visit our website for photo/spec sheet
No umbrella hole:	The mentioned size table does not have an umbrella hole.
Other:	Other color finishes are available, view options on our website; additional lead time may be required. ADD \$15 NET for each piece, no set-up charge


SOLID TOP TABLES

(includes base & table top)

(ALL TABLES REQUIRE ASSEMBLY UPON INSTALLATION)

NAME	SIZE	SKU	LIST PRICE US\$	● QUICK SHIP ○ SPECIAL ORDER							PRODUCT WEIGHT (lbs)	MASTER PACK
				ALU (20)	A/IRON (22)	A/BRONZE (41)	A/BLACK (24)	WHITE (01)	A/ WHITE (23)	OTHER ADD \$ 15 NET		
E-COATED STEEL COLLECTION												
* ARC EN CIEL FOLDING	44" x 28"	331	\$ 410	●	●	●	○		○	○	36	1
* ARC EN CIEL FOLDING	20" x 28"	334	\$ 255	●	●	●	○		○	○	18	1
* ARC EN CIEL FOLDING	32" DIA	346	\$ 270	●	●	●	○		○	○	22	1
BIG (DP) 	56" SQ	845	\$ 1535		○	○					109	1
BISTRO	24" DIA	900	\$ 360	●	●	●	●				27	1
BISTRO	30" SQ	901	\$ 495	●	●	●	●				39	1
BISTRO	32" DIA	902	\$ 440	●	●	●	●				38	1
BISTRO BAR	24" DIA BAR	900H	\$ 395	●	●	●	●				30	1
BISTRO BAR	32" DIA BAR	902H	\$ 475	●	●	●	●				39	1
CHARLESTON (Wicker #1)	24" DIA	6575	\$ 450	●ABronze/DrkBrn (WB#1)							36	1
CHARLESTON (Wicker #1)	32" DIA	6576	\$ 560	●ABronze/DrkBrn (WB#1)							54	1
CHARLESTON (Wicker #1)	32" SQ	6577	\$ 575	●ABronze/DrkBrn (WB#1)							55	1
CHARLESTON BAR (Wicker #1)	24" DIA BAR	6579	\$ 480	●ABronze/DrkBrn (WB#1)							43.5	1
CLASSIC FOLDING (DP) (Not in PI)	30" SQ	907	\$ 400	○	○	○			○	○	36	1
CLASSIC FOLDING (DP) (Not in PI)	46" x 30"	903	\$ 510	○	○	○			○	○	36.5	1
CLASSIC FOLDING (DP) (Not in PI)	42" DIA	904	\$ 520	○	○	○			○	○	36	1
KISS (Not in PI)	24" DIA	905	\$ 245	○	○	○			○	○	14	1
KISS (Not in PI)	32" DIA	906	\$ 300	○	○	○			○	○	21	1
LOCK	24" SQ	472K	\$ 500	●	●	●	○	○			42	1
LOCK	32" SQ	473K	\$ 620	●	●	●	○	○			57.5	1
LOCK	20" x 28"	476K	\$ 550	●	●	●	○	○			44.5	1
LOCK	48" x 32"	474K	\$ 950	●	●	●	○	○			92	1
LOCK BAR	24" SQ BAR	475KH	\$ 600	●	●	●	○	○			48.5	1
LOCK BAR	48" x 32" BAR	474KH	\$ 995	●	●	●	○	○			105	1
SEGNO TILT/NEST	24" SQ	851	\$ 410	●	●	●		○			22	1
SEGNO TILT/NEST	28" SQ	852	\$ 440	●	●	●		○			24.5	1
SEGNO TILT/NEST	32" DIA	853	\$ 445	●	●	●		○			24.5	1
SEGNO ADA 	38" x 23"	3521	\$ 600	●	●	●	●	○			36.5	1
* SHALIMAR (DP)	92" X 42.5"	3497	\$ 3500		○	○		○			115	1
* STAR	28" SQ	305	\$ 535	●	●	●	●		○	○	38.5	1
* STAR 	36" SQ	306	\$ 650	●	●	●	●		○	○	50.5	1
* STAR 	64"x 36"	307	\$ 965	●	●	●	●		○	○	76	1
VERA	30" SQ	3441	\$ 775		○	●	○	○			62	1
VERA	32" DIA	3442	\$ 750		○	●	○	○			52	1

PRODUCT DETAILS

ADA or  symbol :	ADA tables meet the size requirements set forth by the Americans with Disabilities Act
Assembly:	Tables require assembly, instructions may be found on our website
DP:	Indicates that the item has a design pattern on the chair seat or table top
Not in PI:	Item is available, but not photographed in our 2012 Pictorial Index; visit our website for photo/spec sheet
Other:	Other color finishes are available, view options on our website; additional lead time may be required. ADD \$15 NET for each piece, no set-up charge
Wicker #1	Flat synthetic wicker, available in Dark Brown (WB#1) or Greige (WG#1) as noted per item

ALUMINUM/SYNTHETIC WICKER COLLECTION TABLES

(includes base & table top)
(ALL TABLES REQUIRE ASSEMBLY UPON INSTALLATION)

NAME	SIZE	SKU	LIST PRICE US\$	(●) QUICK SHIP (○) SPECIAL ORDER	PRODUCT WEIGHT (lbs)	MASTER PACK
CUBE (Wicker #1 w/ Glass)	32" SQ	6525	\$ 1350	○Dark Brown (WB#1) ○Greige (WG#1)	87	1
DELTA (Wicker #1 w/ Glass) (Not in PI)	32" SQ	6528	\$ 1150	○Dark Brown (WB#1) ○Greige (WG#1)	56	1
DELTA (Wicker #1 w/ Glass) (Not in PI)	64" x 32"	6529	\$ 1525	○Dark Brown (WB#1) ○Greige (WG#1)	100	1
NILO (Wicker #1 w/ Glass) (Not in PI)	24" DIA	6535	\$ 975	○Dark Brown (WB#1) ○Greige (WG#1)	26.5	1
NILO (Wicker #1 w/ Glass) (Not in PI)	32" DIA	6536	\$ 1240	○Dark Brown (WB#1) ○Greige (WG#1)	34.5	1
NILO (Wicker #1 w/ Glass) (Not in PI)	48" DIA	6538	\$ 2325	○Dark Brown (WB#1) ○Greige (WG#1)	92.5	1

TABLES BASES ONLY

(ALL TABLE BASES REQUIRE ASSEMBLY UPON INSTALLATION)

NAME	SKU	LIST PRICE US\$	(●) QUICK SHIP (○) SPECIAL ORDER				PRODUCT WEIGHT (lbs)	MASTER PACK
			ALU (20)	A/IRON (22)	A/BRONZE (41)	A/BLACK (24)		

E-COATED STEEL COLLECTION

(tops sold separately; recommended with JOE, TED and TOM)

BISTRO DINING: max top size 24" DIA	900B.S	\$ 260	●	●	●	○	22	1
BISTRO DINING: max top size 28"-32" DIA / 24"-28" SQ	902B.S	\$ 300	●	●	●	○	30	1
BISTRO DINING: max top size 36" DIA / 32" SQ	902B.L	\$ 310	●	●	●	○	32	1
BISTRO BAR: max top size 24" DIA	900HB.S	\$ 305	●	●	●	○	25	1
BISTRO BAR: max top size 28"-32" DIA / 24"-28" SQ	902HB.S	\$ 340	●	●	●	○	33	1

PLEASE NOTE BASE SIZES: #900 16"DIA; #902 20"DIA. SPIDER SPREAD: S=21.5" L=29.5"

HARDWARE TO MOUNT TABLE TOP IS NOT PROVIDED IF BASES ONLY ARE PURCHASED

ALUMINUM TABLE BASES

(tops sold separately)

NAME	SKU	LIST PRICE US\$	(●) QUICK SHIP (○) SPECIAL ORDER	PRODUCT WEIGHT (lbs)	MASTER PACK
MAX 3-leg DINING BASE: max top size 24" DIA	1358	\$ 155	●	12	1
MAX 4-leg DINING BASE: max top size 24" DIA / 24" SQ	1350	\$ 170	●	15	1
MAX 4-leg DINING BASE: max top size 28"-36" DIA / 28"-32" SQ	1351	\$ 190	●	23	1
MAX TILT/NEST DINING BASE: max top size 24" DIA / 24" SQ	1354	\$ 190	●	7	1
MAX TILT/NEST DINING BASE: max top size 28"- 32" DIA / 28" SQ	1355	\$ 210	●	15	1
MAX BAR BASE: max top size 24" DIA / 24" SQ	1356	\$ 210	●	16.5	1
MAX BAR BASE: max top size 28"-32" DIA / 28" SQ	1357	\$ 230	●	25	1
ZEUS ADA: only 36" SQ top 	1341	\$ 240	●	12	1

HARDWARE TO MOUNT TABLE TOP IS NOT PROVIDED IF BASES ONLY ARE PURCHASED

PRODUCT DETAILS


ADA or  symbol:	ADA tables meet the size requirements set forth by the Americans with Disabilities Act
Assembly:	Tables require assembly, instructions may be found on our website
Not in PI:	Item is available, but not photographed in our 2012 Pictorial Index; visit our website for photo/spec sheet
Wicker #1	Flat synthetic wicker, available in Dark Brown (WB#1) or Greige (WG#1) as noted per item

TABLE TOPS

(base sold separately)

MATERIAL	NAME	SIZE	SKU	LIST PRICE US\$	(●) QUICK SHIP (○) SPECIAL ORDER	WEIGHT (lbs)	MASTER PACK
SOLID STAINLESS STEEL CIRCLES	REX	24" DIA	1560	\$ 230	●	7	1
	REX	32" DIA	1562	\$ 360	●	14	1
	REX	36" DIA	1563	\$ 420	●	22	1
	REX	24" SQ	1570	\$ 230	●	10	1
	REX	28" SQ	1571	\$ 280	●	15	1
	REX	32" SQ	1572	\$ 360	●	20	1
SOLID STAINLESS STEEL BRUSHED	LEO	24" DIA	1580	\$ 230	●	7	1
	LEO	32" DIA	1582	\$ 360	●	14	1
	LEO	36" DIA	1583	\$ 420	●	22	1
	LEO	24" SQ	1590	\$ 230	●	10	1
	LEO	28" SQ	1591	\$ 280	●	15	1
	LEO	32" SQ	1592	\$ 360	●	20	1
SOLID ALUMINUM BRUSHED & CLEAR LACQUER	SAM	24" DIA	1460	\$ 165	●	4	1
	SAM	28" DIA	1461	\$ 185	●	6	1
	SAM	32" DIA	1462	\$ 205	●	8	1
	SAM	24" SQ	1470	\$ 185	●	6	1
	SAM	28" SQ	1471	\$ 205	●	8	1
	SAM	32" SQ	1472	\$ 225	●	10	1
SOLID NATURAL TEAK WOOD SLATS	TOM	24" DIA	1440	\$ 205	●	8	1
	TOM	28" DIA	1441	\$ 225	●	10	1
	TOM	32" DIA	1442	\$ 255	●	15	1
	TOM	36" DIA	1443	\$ 310	●	20	1
	TOM	24" SQ	1450	\$ 245	●	10	1
	TOM	28" SQ	1451	\$ 270	●	13	1
	TOM	32" SQ	1452	\$ 300	●	18	1
	TOM	36" SQ	1453	\$ 350	●	23	1
	TOM	24" x 30"	1454	\$ 275	●	12	1
RECYCLED PS FAUX WOOD SLATS	TED	24" DIA	1620	\$ 175	●	6	1
	TED	32" DIA	1622	\$ 225	●	12	1
	TED	36" DIA	1623	\$ 275	●	16	1
	TED	24" SQ	1630	\$ 215	●	8	1
	TED	32" SQ	1632	\$ 265	●	14	1
	TED	36" SQ	1633	\$ 315	●	18	1
	TED	24" x 30"	1634	\$ 235	●	10	1
MOLDED LAMINATE	JOE	24" DIA	W0024	\$ 160	JOE COLOR OPTIONS: Teak (009), Black Granit (069), Arizona (101), Colorado (102), Stone (103), Brushed Silver (107), Nevada (116)	8.5	1
	JOE	28" DIA	W0028	\$ 175		13	1
	JOE	36" DIA	W0036	\$ 230		21.5	1
	JOE	24" SQ	W2424	\$ 210		13	1
	JOE	28" SQ	W2828	\$ 235		17.5	1
	JOE	32" SQ	W3232	\$ 270		21.5	1
	JOE	36" SQ	W3636	\$ 335		29	1

HARDWARE TO MOUNT TO TABLE BASE IS NOT PROVIDED IF TOPS ONLY ARE PURCHASED

PRODUCT DETAILS

Joe Molded Laminate:	Joe Molded Laminate table tops carry a (2) Year Limited Warranty
Sam Solid Brushed Aluminum:	Sam Solid Brushed Aluminum table tops carry a (2) Year Limited Warranty
Ted Recycled PS	PS is polystyrene; it is one of the most widely used kinds of plastics. Table tops carry a (1) Year Limited Warranty; could stain and slightly flex in extreme weather conditions
Tom Natural Teak:	Our teak is unfinished, it will grey over time and could stain if not sealed. Joints may open due to weather conditions. Table tops carry a (1) Year Limited Warranty. View our website for care instructions

LOUNGE SEATING

NAME	SKU	LIST PRICE US\$	(●) QUICK SHIP (○) SPECIAL ORDER						STACKABILITY	ITEM SIZE (H x W x D)	PRODUCT WEIGHT (lbs)	MASTER PACK
			ALU (20)	A/IRON (22)	A/BRONZE (41)	A/BLACK (24)	WHITE (01)	A/ WHITE (23)				
E-COATED STEEL COLLECTION												
AERO LOUNGE (Not in PI)	023	\$ 475	○	○	○	○	○		2	25.5"x26.5"x28"	20.5	2
CANTILEVER	034	\$ 540		○	○	○	○		4	33"x27"x28.5"	25.5	2
INTRECCI ARMCHAIR (Not in PI)	670	\$ 4250					○		-	24"x35"x31"	114.5	1
INTRECCI LOVESEAT (Not in PI)	671	\$ 5800					○		-	24"x68"x31"	154.5	1
INTRECCI SOFA (Not in PI)	672	\$ 6800					○		-	24"x100"x31"	185	1
INTRECCI RELAX (Not in PI)	674	\$ 8900					○		-	24"x68"x63.5"	216	1
* MARCEL ARMLESS UNIT	681	\$ 1150		○	●			○	-	33"x34.5"x34.5"	48	1
* MARCEL CORNER UNIT	682	\$ 1425		○	●			○	-	33"x34.5"x34.5"	53	1
PODIO LOUNGE ARMCHAIR	3416	\$ 556		●	●	○	○		4	30.5"x29"x30.5"	20	2
PODIO LOUNGE LOVESEAT	3417	\$ 1063		●	●	○	○		2	30.5"x53"x30.5"	30.5	1
SHALIMAR LOUNGE ARMCHAIR	3490	\$ 1375		○	○		○		-	26"x38"x35.5"	58.5	1
SHALIMAR LOUNGE LOVESEAT	3491	\$ 2125		○	○		○		-	26"x68.5"x35.5"	93	1
VERA LOUNGE ARMCHAIR	3433	\$ 745		○	●	○	○		4	30"x41"x32"	27.5	2
VERA LOUNGE LOVESEAT	3435	\$ 1310		○	●	○	○		2	30"x66"x32"	40	1
ALUMINUM COLLECTION												
HAREM SEAT (Wicker #1) (Not in PI)	6561/S	\$ 1200	○Dark Brown (WB#1)						-	14"x59"x25.5"	25	1
HAREM BACK (Wicker #1) (Not in PI)	6561/B	\$ 985	○Dark Brown (WB#1)						-	32.5"x65.5"x8"	21	5 or 3
HAREM POLES (6 PIECES) (Wicker #1) (Not in PI)	6561/P6	\$ 1025	○Dark Brown (WB#1)						-	84" tall	5.5	6
HAREM POLES (4 PIECES) (Wicker #1) (Not in PI)	6561/P4	\$ 675	○Dark Brown (WB#1)						-	84" tall	5.5	4
JERRA ARMLESS UNIT (Wicker #3) (Not in PI)	6543	\$ 2040	○Honey ○White						-	30"x41.5"x42"	65	1
JERRA CORNER UNIT (Wicker #3) (Not in PI)	6544	\$ 2680	○Honey ○White						-	30"x41.5"x42"	74	1
LUXOR ARMCHAIR (Wicker #1)	6540	\$ 1680	●Dark Brown (WB#1) ○Greige (WG#1)						-	28"x34"x33.5"	38	1
LUXOR LOVESEAT (Wicker #1)	6542	\$ 2450	●Dark Brown (WB#1) ○Greige (WG#1)						-	28"x55.5"x33.5"	50	1
LUXOR SOFA (Wicker #1)	6541	\$ 3380	●Dark Brown (WB#1) ○Greige (WG#1)						-	28"x76.5"x33.5"	60	1
LUXOR BENCH (Wicker #1)	6554	\$ 745	●Dark Brown (WB#1) ○Greige (WG#1)						-	15"x71"x12"	25	1
MINI JERRA CORNER UNIT (Wicker #1)	6567	\$ 1750	●Dark Brown (WB#1) ○Greige (WG#1)						-	30"x36.5"x36.5"	40.5	1
MINI JERRA ARMLESS UNIT (Wicker #1)	6566	\$ 1350	●Dark Brown (WB#1) ○Greige (WG#1)						-	30"x34"x36.5"	31	1

PRODUCT DETAILS	
Freight Chart not applicable to Lounge items. Please request freight quote	
Assembly	Some items may require assembly, view our website for assembly instructions
Not in PI:	Item is available, but not photographed in our 2012 Pictorial Index; visit our website for photo/spec sheet
Wicker #1:	Flat synthetic wicker, available in Dark Brown (WB#1) or Greige (WG#1) as noted per item
Wicker #3:	Clustered synthetic rope wicker, available in Honey or White as noted per item

LOUNGE TABLES

NAME	SKU	LIST PRICE US\$	(●) QUICK SHIP (○) SPECIAL ORDER						STACKABILITY	ITEM SIZE (H x W x D)	PRODUCT WEIGHT (lbs)	MASTER PACK	
			ALU (20)	A/IRON (22)	A/BRONZE (41)	A/BLACK (24)	WHITE (01)	A/ WHITE (23)					
E-COATED STEEL COLLECTION													
DISCO	16" DIA	100	\$ 140	●	●	●		○		6	16.5"x16"	6	1
INTRECCI (Not in PI)	33" SQ	676	\$ 2150					○		-	11.5"x33"x33"	27	1
* MARCEL OTTOMAN/LOW TABLE	35" SQ	680	\$ 645		○	●			○	-	10"x34.5"x34.5"	33	1
* 35" SQ GLASS TOP ONLY	35" SQ	680/V	\$ 345			●				-	35"x35"	42	1
PODIO	40" x 24"	3418	\$ 398		●	●	○	○		-	16"x40"x24"	23	1
PODIO	24" SQ	3419	\$ 350		●	●	○	○		-	16"x24"x24"	18	1
SHALIMAR (DP)	38" SQ	3495	\$ 890		○	○		○		-	13"x38"x38"	51.5	1
VERA	18" DIA	3438	\$ 200		○	●	○	○		-	12"x23"	7	1
VERA	32" DIA	3439	\$ 280		○	●	○	○		-	12"x36"	13	1
ALUMINUM COLLECTION													
JERRA OTTOMAN/LOW TABLE (Wicker #3)(Not in PI)	6546	\$ 1475		○Honey ○White						-	12"x41.5"x42"	45	1
42" SQ GLASS TOP ONLY (Not in PI)	6546/V	\$ 475		○						-	42"x42"	46	1
LUXOR 40"x24" COFFEE TABLE (Wicker #1)	6548	\$ 815		●Dark Brown (WB#1) ○Greige (WG#1)						-	12.5"x39.5"x24"	22.5	1
40"x24" GLASS TOP ONLY	6548/V	\$ 245		●						-	40"x24"	32	1
LUXOR 34" SQ COFFEE / SIDE TABLE (Wicker #1)	6549	\$ 875		●Dark Brown (WB#1) ○Greige (WG#1)						-	12.5"x33.5"x33.5"	26	1
34" SQ GLASS TOP ONLY	6549/V	\$ 260		●						-	34"x34"	38.5	1
LUXOR SIDE TABLE w/ GLASS TOP (Wicker #1)	6553	\$ 380		●Dark Brown (WB#1) ○Greige (WG#1)						-	16.5"x16.5"x17.5"	17.5	1
MINI JERRA OTTOMAN/LOW TABLE (Wicker #1)	6565	\$ 875		●Dark Brown (WB#1) ○Greige (WG#1)						-	11"x34"x34"	20.5	1
34" SQ GLASS TOP ONLY	6565/V	\$ 260		●						-	34"x34"	38.5	1

CHAISES

NAME	SKU	LIST PRICE US\$	(●) QUICK SHIP (○) SPECIAL ORDER						STACKABILITY	ITEM SIZE (H x W x D)	PRODUCT WEIGHT (lbs)	MASTER PACK	
			ALU (20)	A/IRON (22)	A/BRONZE (41)	A/BLACK (24)	WHITE (01)	A/ WHITE (23)					
E-COATED STEEL COLLECTION													
CANTILEVER	045	\$ 1080		○	○	○	○	○		2	14"-36"x34"x84"	42	1
GHIBLI	3406	\$ 1095		○	○					-	14"-37.5"x31"x77.5"	42	1
* SHALIMAR	3496	\$ 1190		○	○			○		4	12.5"-35"x81"x32"	42	1
VERA	3436	\$ 1165		○	○	○	○	○		-	13.5"-38"x33.5"x88"	51	1
ALUMINUM COLLECTION													
ALVEO (Wicker #1)	6560	\$ 6200		○Dark Brown (WB#1)						-	57"x62"x69.5"	139	1
* HOLLY (Texplast)	195	\$ 560		○White or Alu w/White ○A/Iron or A/Bronze w/Beige						8	14.5"-40"x79.5"x31"	30	8
HORUS (Wicker #1)	6551	\$ 1695		○Dark Brown (WB#1) ○Greige (WG#1)						-	13.5"/38"x80"x29.5"	57.5	1
LUXOR (Wicker #1)	6550	\$ 2750		○Dark Brown (WB#1) ○Greige (WG#1)						-	12.5"/39.5"x87.5"x36.5"	87	1

PRODUCT DETAILS

Freight Chart not applicable to Lounge items. Please request freight quote	
Assembly	Some items may require assembly, view our website for assembly instructions
Not in PI:	Item is available, but not photographed in our 2012 Pictorial Index; visit our website for photo/spec sheet
Texplast	PVC coated polyester yarn, available in white or beige as noted per item
Wicker #1:	Flat synthetic wicker, available in Dark Brown (WB#1) or Greige (WG#1) as noted per item
Wicker #3:	Clustered synthetic rope wicker, available in Honey or White as noted per item

SHADE

UMBRELLAS

DESCRIPTION	SKU	LIST PRICE US\$	#5808 BLACK	#5877 CIRCUS RED	#5822 KHAKI	PRODUCT WEIGHT (lbs)
6.5 ft SQUARE ALUMINUM	980	\$ 560	●	●	●	15
8.5 ft HEXAGON ALUMINUM	986	\$ 760	●	●	●	19
10 ft SQUARE ALUMINUM CANTILEVER WITH 540lbs BASE	981	\$ 4500			●	600

980 / 986 FEATURES

- * All repairable construction, stainless steel hardware
- * Anodized aluminum pole, ribs, struts, hubs and finial
- * 1.5" Dia one piece center pole
- * Simple to open via manual lift, self locking
- * O'Bravia Awning commercial grade canopy; 100% recyclable, 100% solution-dyed polyester
- * Single wind vent in canopy included
- * Pocketless canopy attachment

Fabric swatches may be seen at www.emuamericas.com or requested from emuamericas, llc

981 FEATURES

- * All repairable construction, stainless steel hardware
- * Anodized aluminum pole, ribs, struts, hubs and finial
- * 5 1/2" Dia side post with manual crank
- * O'Bravia Awning commercial grade canopy; 100% recyclable, 100% solution-dyed polyester
- * Single wind vent in canopy included
- * Pocketless canopy attachment
- * 360 degree / 4 position rotational locking mechanism on the base
- * Two canopy positions
- * 540 lbs base included, white metal cover over 8 granite plates
- * Base may be bolted to the ground (hardware not included)
- * Canopy cover for storage included
- * Assembly required (2-3 people recommended)

BASES

An umbrella base of adequate weight is always required to secure an umbrella, even when used in an umbrella table

DESCRIPTION	MAX POLE SIZE	SKU	LIST PRICE US\$	ALU (20)	A/BLACK (24)	A/IRON (22)	A/BRONZE (41)
55lbs 24" DIA STEEL BASE (Suitable for umbrella used in a table)	2"	923	\$ 450		●	●	●
105lbs 24" DIA STEEL BASE (Suitable for a standalone umbrella)	2"	925	\$ 700		●	●	●
65lbs 24" SQ STEEL BASE (Suitable for umbrella used in a table)	2"	927	\$ 365	●	●		
85lbs 20" SQ GRANITE BASE (Suitable for umbrella used in a table)	1.5"	928	\$ 375			●	

UMBRELLA PROTECTIVE COVERS

DESCRIPTION	SKU	LIST PRICE US\$
980/986 SHADE UMBRELLA COVER	980-FC	\$ 80
981 SHADE UMBRELLA REPLACEMENT COVER	981-FC	\$ 110

PRODUCT DETAILS

Shade product line has one (1) year limited warranty on manufacturing defects and faulty raw materials
 Color presented via swatches or website may vary to final fabric color due to dye lot production
 Umbrellas should be closed in moderate wind conditions; moderate wind on the Beaufort Scale means that wind is raising dust and lifts sheets of paper off the ground

CUSHIONS

DESCRIPTION	SKU	C.O.M. FABRIC (YARD)	LIST PRICE US \$		
			C.O.M.	SUNBRELLA™	EMU SOFTWARE
033 SEAT & BACK	C033SB	N/A	N/A	N/A	\$ 120
034 SEAT & BACK	C034SB	N/A	N/A	N/A	\$ 190
045 CHAISE	C045L	N/A	N/A	N/A	\$ 280
105 SEAT	C105S	3/4	\$ 52	\$ 60	N/A
105 SEAT & BACK	C105SB	1 1/2	\$ 98	\$ 113	N/A
111, 116, 119 SEAT	C116S	3/4	\$ 64	\$ 74	N/A
111, 116, 119 SEAT & BACK	C116SB	1 1/2	\$ 120	\$ 145	N/A
127 SEAT	C127S	3/4	\$ 64	\$ 74	N/A
127 SEAT & BACK	C127SB	1 1/2	\$ 120	\$ 145	N/A
141, 142 SEAT	C141S	3/4	\$ 64	\$ 74	N/A
141, 142 SEAT & BACK	C141SB	1 1/2	\$ 120	\$ 145	N/A
150, 151 SEAT	C150S	3/4	\$ 62	\$ 77	N/A
263, 264, 268 SEAT	C263S	3/4	\$ 77	\$ 92	N/A
338, 339 SEAT	C338S	3/4	\$ 64	\$ 74	N/A
338, 339 SEAT & BACK	C338SB	1 1/2	\$ 120	\$ 145	N/A
3396, 3397 SEAT	C3396S	3/4	\$ 64	\$ 74	N/A
3402, 3403 SEAT	C370S	3/4	\$ 78	\$ 95	N/A
3406 CHAISE	C3406	4	\$ 330	\$ 425	N/A
3413 SEAT	C3413S	1	\$ 89	\$ 112	N/A
3416 SEAT	C3416S	1	\$ 142	\$ 176	N/A
3416 SEAT & BACK	C3416SB	2 1/2	\$ 260	\$ 330	N/A
3417 SEAT	C3417S	2	\$ 300	\$ 380	N/A
3417 SEAT & BACK	C3417SB	4 1/2	\$ 575	\$ 730	N/A
3431, 3432 SEAT	C3431S	1	\$ 89	\$ 112	\$ 120
3431, 3432 SEAT & BACK	C3431SB	2	\$ 150	\$ 220	N/A
3433 SEAT	C3433S	1	\$ 142	\$ 176	\$ 225
3434 SEAT	C3434S	2 1/2	\$ 195	\$ 240	\$ 265
3435 SEAT	C3435S	2	\$ 220	\$ 280	\$ 420
3436 CHAISE	C3436L	4	\$ 330	\$ 425	\$ 450
3489 SEAT	C3489S	1	\$ 89	\$ 112	\$ 120
3490 SEAT & BACK	C3490SET	N/A	N/A	N/A	\$ 880
3491 SEAT & BACK	C3491SET	N/A	N/A	N/A	\$ 2100
3496 CHAISE	C3496L	4	\$ 330	\$ 425	\$ 490
354, 360, 384 SEAT	C354S	3/4	\$ 53	\$ 70	N/A
377 SEAT	C377S	3/4	\$ 64	\$ 74	N/A
377 SEAT & BACK	C377SB	1 1/2	\$ 120	\$ 145	N/A
393 SEAT	C392S	3/4	\$ 87	\$ 106	N/A
6504 SEAT	C6504S	1	\$ 86	\$ 105	\$ 115
6505 & 6506 SEAT	C6505S	1	\$ 78	\$ 97	\$ 105
6508 SEAT	C6508S	1	\$ 84	\$ 102	\$ 110
6512, 6513 SEAT & BACK	C6512SB	1	\$ 102	\$ 119	\$ 165
6513, 6513 ALL SIDES	C6512A	1 3/4	\$ 170	\$ 200	\$ 275
6531 SEAT	C6531S	3/4	\$ 87	\$ 108	\$ 120
6533 BENCH SEAT	C6533S	2	\$ 153	\$ 204	\$ 220
6540 SEAT	C6540S	1 1/2	\$ 224	\$ 290	\$ 490
6540 FIRM BACK	C6540FB	1 1/2	\$ 109	\$ 135	N/A
6540 PILLOW BACK	C6540B	1	\$ 84	\$ 101	\$ 160
6541 SEAT (2-piece)	C6541S	3 1/2	\$ 491	\$ 623	\$ 855
6541 FIRM BACK (2-piece)	C6541FB	2 1/2	\$ 221	\$ 284	N/A
6541 PILLOW BACK (4-piece)	C6541B	4	\$ 367	\$ 472	\$ 840
6542 SEAT	C6542S	4	\$ 354	\$ 447	\$ 730
6542 FIRM BACK	C6542FB	2	\$ 175	\$ 220	N/A
6542 PILLOW BACK (3-piece)	C6542B	2 1/4	\$ 213	\$ 279	\$ 630
6543 SEAT & BACK	C6543S	5	\$ 500	\$ 620	\$ 880
6544 SEAT & BACK	C6544S	7	\$ 600	\$ 740	\$ 1250
6546 OTTOMAN	C6546O	4	\$ 346	\$ 430	\$ 700
6548 OTTOMAN	C6548O	2	\$ 236	\$ 303	\$ 400
6549 OTTOMAN	C6549O	3	\$ 282	\$ 355	\$ 460
6550 CHAISE	C6550L	4	\$ 300	\$ 444	\$ 760
6551 CHAISE	C6551L	5	\$ 306	\$ 450	\$ 690
6553 SEAT	C6553	3/4	\$ 52	\$ 60	\$ 70
6560 LOUNGE	C6560L	N/A	N/A	N/A	\$ 1200
6561 SEAT	C6561S	4 1/2	\$ 241	\$ 319	\$ 480
6561 BACK	C6561B	2 1/2	\$ 237	\$ 305	\$ 450
6565 OTTOMAN	C6565O	3	\$ 340	\$ 390	\$ 470
6566 SEAT & BACK	C6566SB	4 1/2	\$ 420	\$ 520	\$ 760
6567 SEAT & BACK	C6567SB	6	\$ 500	\$ 620	\$ 950
670, 671, 672, 674 SEAT	C670S	inquire	\$ 1000 in white only (PRICE PER SEAT)		
670, 671, 672, 674 BACK	C670B	inquire	\$ 210 in white only (PRICE PER PILLOW)		
680, 681, 682 SEAT	C680S	3	\$ 350	\$ 425	\$ 725
680, 681, 682 SEAT & BACK	C680SB	4 1/2	\$ 475	\$ 575	\$ 925
SQUARE PILLOW 16" sq	CSP	3/4	\$ 48	\$ 59	\$ 140
SQUARE PILLOW 22" sq	C702	1	N/A	N/A	\$ 210
BOLSTER PILLOW 24"X11"	CBP	1/2	\$ 58	\$ 76	N/A
BOLSTER PILLOW 20"X12"	C700	1/2	N/A	N/A	\$ 160
KIDNEY PILLOW 25"x18"	CKP	3/4	\$ 84	\$ 101	N/A

CUSHIONS

AVAILABLE SUNBRELLA™ FABRIC COLORS	PATTERN
--	---------

SPECIAL ORDER, LEAD TIME IS 4 WEEKS

SUNBRELLA™ Fabric swatches may be seen on our website or at www.sunbrella.com (follow links to the Furniture Fabrics)

SUNBRELLA™	5403	Jockey Red	Solid
	5404	Natural	Solid
	5405	Parrot	Solid
	5406	Tangerine	Solid
	5413	Spa	Solid
	5416	Aruba	Solid
	5417	Tuscan	Solid
	5421	Palm	Solid
	5422	Antique Beige	Solid
	5425	Cocoa	Solid
	5426	Capri	Solid
	5428	Glacier	Solid
	5429	Macaw	Solid
	5432	Bay Brown	Solid
	5438	Buttercup	Solid
	5461	Taupe	Solid
	5472	Bird's Eye	Solid
	5476	Heather Beige	Solid
	5477	Logo Red	Solid
	5489	Coal	Solid
	54011	Ginkgo	Solid
	54048	Charcoal	Solid
	8010	Dupione Pearl	Weave
	8013	Dupione Bamboo	Weave
	8017	Dupione Walnut	Weave
	8053	Dupione Papaya	Weave
	8060	Dupione Stone	Weave
	8068	Dupione Aloe	Weave
	8042	Carnegie Hearth	Stripe
	8300	Linen Champagne	Weave
	8322	Linen Antique Beige	Weave
	8353	Linen Canvas	Weave
	8374	Linen Taupe	Weave
	48020	Spectrum Mist	Solid
	48029	Spectrum Coffee	Solid
	48030	Spectrum Graphite	Solid
	48031	Spectrum Mushroom	Solid
	48032	Spectrum Dove	Solid
	56025	Harwood Peridot	Stripe
	56051	Foster Metallic	Stripe
56061	Zenith Chestnut	Stripe	
56069	Timeline Nautical	Stripe	
32000-0000	Sailcloth Shell	Weave	
32000-0016	Sailcloth Sahara	Weave	
32000-0018	Sailcloth Salt	Weave	
44163-0003	Tab Tangerine	Design	

Additional Sunbrella fabrics may be available, please inquire.

AVAILABLE EMU SOFTWARE FABRIC COLORS	PATTERN
--	---------

SPECIAL ORDER, LEAD TIME IS 8 WEEKS

EMU SOFTWARE Fabric swatches may be seen on our website www.emuamericas.com

900/51	Perla	Solid
900/52	Argento	Solid
900/53	Corniola	Solid
900/54	Acquamaarina	Solid
900/55	Zaffiro	Solid
900/56	Ametista	Solid
900/57	Tormalina	Solid
900/58	Smeralso	Solid
900/59	Granato	Solid
900/60	Dinamante	Solid
900/70	Loto Green	Design
900/71	Loto Red	Design
900/72	Trifoglio Purple	Design
900/73	Trifoglio Green	Design
900/74	Labirinto Blue	Design
900/75	Labirinto Red	Design
900/76	Spyra Grey	Design
900/77	Spyra Brown	Design
900/78	Rigato Red	Design
900/79	Rigato Blue	Design

C.O.M. REFERENCE CHART

PATTERN / REPEAT - RAILROAD, DIRECTIONAL & CENTERING PRINTS	FABRIC WIDTH			
	54"	50"-53"	45"-49"	36"
SOLIDS/NO MATCHING	SEE ABOVE	INQUIRE	INQUIRE	INQUIRE
REPEATS 2"- 6"	10%	25%	30%	65%
REPEATS 7"-14"	20%	35%	40%	80%
REPEATS 15"-20"	25%	40%	45%	90%
REPEATS 21"-27"	30%	45%	50%	100%
REPEATS OVER 27"	40%	50%	55%	105%

CORDING (SELECT MODELS ONLY)

Above list prices DO NOT include any cording. Cording is available on select models & quantity at an additional charge, please inquire.

PRODUCT DETAILS

All cushions are custom orders. NO EXCHANGES/REFUNDS/RETURNS ALLOWED
Warranty covers manufacturing defects such as seam failure for the period of (1) year from ship date
Misuse, alteration, or damage by natural or man made environmental elements voids any warranties written or implied
Wrong color, size, style, soiled product or cosmetic blemishes are warranted for a period of (5) days from the date of receipt
Dependant on Fabric chosen, lead time is from order confirmation date
Freight chart not applicable to cushion orders. Please request freight quote
Cushions will ship separately from furniture unless otherwise requested
Color presented via swatches or website may vary to final fabric color due to dye lot production

COMPLEMENTS & ACCESSORIES

NAME	SKU	LIST PRICE US\$	(●) QUICK SHIP (○) SPECIAL ORDER	ITEM SIZE (H x W x D)	PRODUCT WEIGHT (lbs)	MASTER PACK
------	-----	-----------------	-------------------------------------	-----------------------	----------------------	-------------

FURNITURE COMPLEMENTS

HAREM CANOPY FOR 3-PIECE SET	C6561-3SH	\$ 1900	○ Cream	-	-	1
HAREM CANOPY FOR 5-PIECE SET	C6561-5SH	\$ 3200	○ Cream	-	-	1
HOLLY CHAISE SUNSHADE	195/T	\$ 100	○ White or Alu w/White ○ A/Iron or A/Bronze w/Beige	2"x26"x21"	3	1
SHALIMAR DIVIDER	3499	\$ 990	○ A/Bronze ○ A/Iron ○ White	51.5"x50.5"x14"	46.5	1

ACCESSORIES

CHAIR CART (Holds 250lbs MAX)	017	\$ 400	○ Black	40"x34"x34"	35	1
TABLE CART (Holds 5 Cambi Folding Tables)	018	\$ 475	○ Black	39"x34"x40"	40	1
18ft CABLE & LOCK SET	019	\$ 100	○	-	5	1

FURNITURE PROTECTIVE COVERS

TEBE #6505	6508/FC	\$ 120	○ Grey	-	-	1
VOILE #6514/#6515	6508/FC	\$ 120	○ Grey	-	-	1
DELTA #6508	6508/FC	\$ 120	○ Grey	-	-	1
CUBE #6512/6513	6512/FC	\$ 100	○ Grey	-	-	1
CUBE #6525	6525/FC	\$ 120	○ Grey	-	-	1
DELTA #6528	6528/FC	\$ 115	○ Grey	-	-	1
DELTA #6529	6529/FC	\$ 120	○ Grey	-	-	1
DAFNE #6531	6531/FC	\$ 100	○ Grey ○ Black	-	-	1
NILO #6536	6536/FC	\$ 100	○ Grey ○ Black	-	-	1
NILO #6538	6538/FC	\$ 120	○ Grey ○ Black	-	-	1
LUXOR #6540	6540/FC	\$ 120	○ Grey ○ Black	-	-	1
LUXOR #6541	6541/FC	\$ 175	○ Grey ○ Black	-	-	1
LUXOR #6542	6542/FC	\$ 150	○ Grey ○ Black	-	-	1
JERRA #6543	6543/FC	\$ 120	○ Grey ○ Black	-	-	1
JERRA #6544	6544/FC	\$ 150	○ Grey ○ Black	-	-	1
JERRA #6546	6546/FC	\$ 100	○ Grey ○ Black	-	-	1
LUXOR #6548	6548/FC	\$ 100	○ Grey ○ Black	-	-	1
LUXOR #6549	6549/FC	\$ 100	○ Grey ○ Black	-	-	1
LUXOR #6550	6550/FC	\$ 150	○ Grey ○ Black	-	-	1
HORUS #6551	6551/FC	\$ 120	○ Grey	-	-	1
MINI JERRA #6565	6565/FC	\$ 100	○ Grey	-	-	2
MINI JERRA #6566	6566/FC	\$ 110	○ Grey	-	-	3
MINI JERRA #6567	6557/FC	\$ 130	○ Grey	-	-	1

LIGHTING

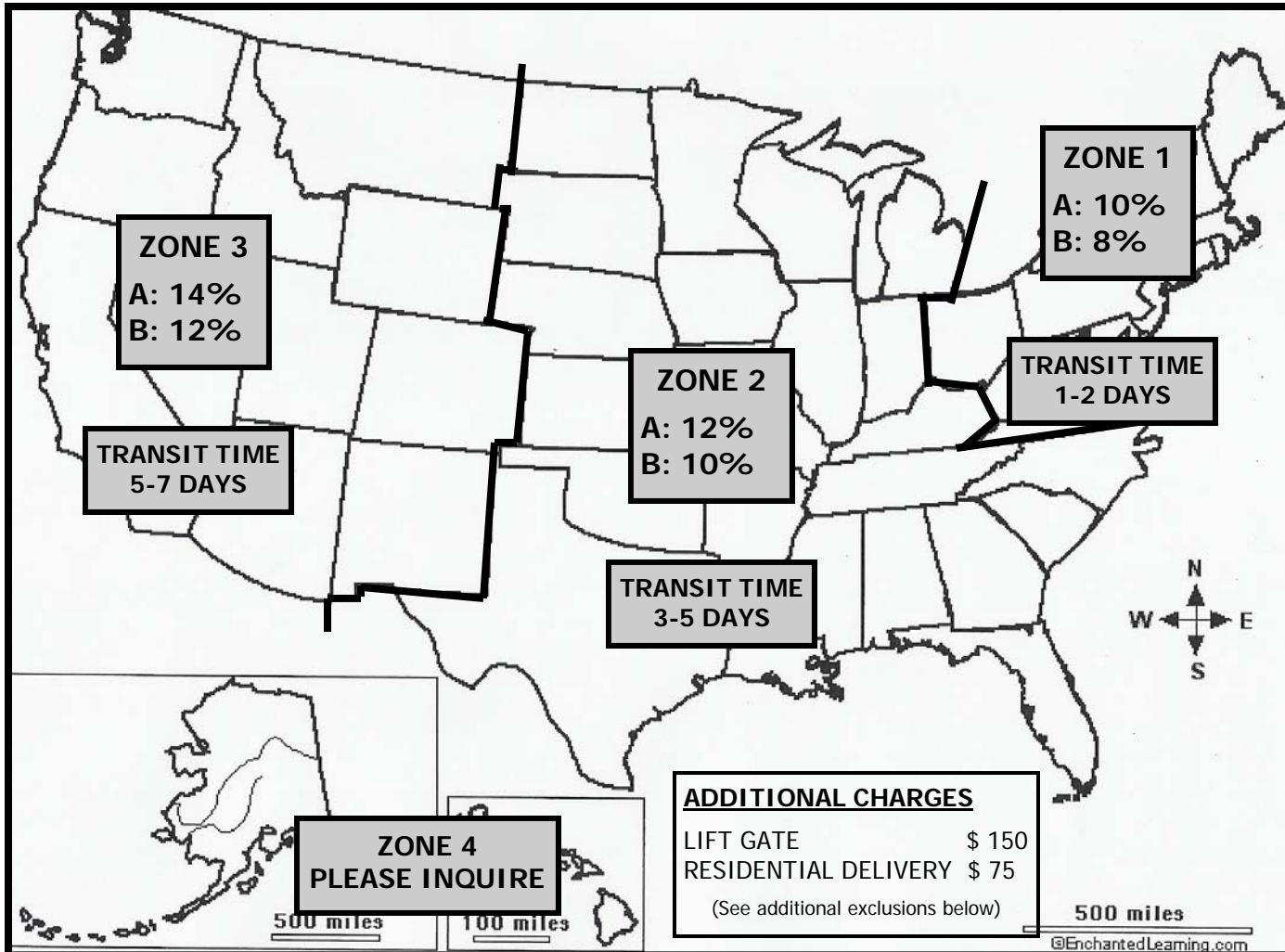
* SHANTI SOLAR POWERED LAMP 18"	244	\$ 700	○ White	18"x22"x22"	13	1
* SHANTI SOLAR POWERED LAMP 40"	245	\$ 865	○ White	40"x22"x22"	27.5	1
* SHANTI SOLAR POWERED LAMP 64"	246	\$ 1000	○ White	64"x22"x22"	33.5	1

ALL SHANTI LIGHTING IS MADE FOR THE OUTDOORS;
EACH LIGHT CONSISTS OF 5 SOLAR LED (TOTAL 3.5 WATTS) WHICH LASTS 4-6 HOURS OF LIGHTING AFTER SUNDOWN

PRODUCT DETAILS

Accessories carry a 30-day limited warranty on manufacturing defects and faulty raw materials
 Accessories may not be returned
 Accessories require a freight quote, freight chart may not be used
 Some items required assembly, instructions available on our website

2012 emuamericas Freight Program Map



CALCULATE YOUR FREIGHT IN 4 EASY STEPS

STEP 1:
SELECT LEVEL (A or B)
BASED ON YOUR NET PURCHASE AMOUNT

NET PURCHASE AMOUNT	LEVEL
Under \$1,000	request quote
\$1,001 - \$10,000	LEVEL A
Over \$10,001	LEVEL B

Notes:

* NET purchased amount is defined by quantities shipping
* add \$50 minimum order fee for orders less than \$500NET.

STEP 2:
SELECT "SHIP TO" ZONE

STEP 3:
LOCATE PERCENTAGE RATE BASED ON
CHOSEN LEVEL FROM STEP 1

STEP 4:
CALCULATE THE FREIGHT AMOUNT
MULTIPLY YOUR NET PURCHASE AMOUNT
BY THE PERCENTAGE

**AND THAT IS YOUR GUARANTEED
FREIGHT PROGRAM AMOUNT;
SEE ADDITIONAL NOTES BELOW**

CONDITIONS OF FREIGHT PROGRAM USAGE

- Purchase Orders must state ship via "Freight Plan" for this program.
- Above chart for shipping charge services does NOT apply to all discount levels; freight plan may not be used for lounge products, bulky items, special promotions, accessories & cushions. Transit times are not guaranteed.
- Freight Program **cannot** be used for on site guaranteed shipments, additional fees will occur, please request a freight quote.
- Please request a freight quote if your Net Purchase amount is below \$1,000.
- **Free call before delivery available upon request; does include appointment scheduling.**
- If shipment is refused, additional re-delivery & storage charges will apply.
- Exclusions: COD, Inside Delivery, Lift Gate, Diversions & Re-Consignments, Air Freight, Residential Deliveries, Limited Access, Dock Regulations and Construction Site Fees.
- Please inquire if: shipping location is not listed, need expedited or guaranteed service, or have a special delivery case.

STATES BY ZONES

ZONE 1:

CT, DC, DE, MA, MD, ME, NH, NJ, NY, OH, PA, RI, VA, VT, WV

ZONE 2:

AL, AR, FL, GA, IA, IL, IN, KS, KY, LA, MI, MN, MO, MS, NC, ND, NE, OK, SC, SD, TN, TX, WI

ZONE 3:

AZ, CA, CO, ID, MT, NM, NV, OR, UT, WA, WY

GENERAL INFORMATION, TERMS & CONDITIONS OF SALE - Valid for US Purchases only

This documents is effective January 1st 2012 and supersedes all previous emuamericas, llc Terms and Conditions of Sale. Published list prices, and terms and conditions of sale are exclusively offered to Commercial use customers.

PRODUCT INFORMATION: Visit our website at www.emuamericas.com for product specifications, installation images, and the directory of our sales representatives. All dimensions and weights shown are to be considered approximate. EMU Group S.p.A and emuamericas, llc reserve the right to make improvements to its product design, and discontinue products or finish colors without prior notice. Any use of emuamericas, llc products, images, emu® brand, emuamericas name, and any related material can only be obtained through the expressed written consent of emuamericas, llc. Any unauthorized use will automatically be subject to a suspension of account and can be subject to prosecution under the full extent of the law.

COLOR FINISHES: A majority of our product line is e-coated for outdoor use, followed by a powder coat. E-coat is the superior priming process used by EMU on steel outdoor furniture. Note that glossy (non-Antique) finishes on solid top tables are subject to greater wear and tear. Teak is a natural product and subject to color variation and we cannot be held responsible for this difference in our products. Please note that all finishes on our marketing materials and website are approximate due to the variation in color monitors and the processes of photography and printing. Our custom RAL color program is finished in PA per the customer's selection and is considered a special order item, even if available as a quick ship item.

AVAILABILITY: Refer to the finish column in the price list for the availability of the product. Quick ship product, depending on quantity, has a maximum lead time of 6 weeks. Please allow 10-12 weeks lead time for special order items, excluding holidays or factory shutdowns. We always recommend inquiring about the availability and lead time of quick ship stock and special order items. Quick ship items cannot be reserved unless 50% deposit is received.

ASSEMBLY: Some products require assembly; please refer to the instructions included with item packaging.

MAINTENANCE: As with any equipment, proper and periodic maintenance is necessary to ensure longevity of the product and customer satisfaction. Full maintenance and care instruction for each product can be found on our website at www.emuamericas.com. To ensure you get the most out of your investment, please follow our recommended maintenance and care instructions. NOTE: Product failure caused by a lack of reasonable and necessary care and maintenance is not covered under warranty. We recommend that the products be examined every 30 days. Items requiring adjustments, showing any sign of structural failure, that have missing hardware or that show any cracks at the welds should be taken out of service immediately until repaired. To prevent the product from becoming unstable a thorough inspection of each item is required at least every 30 days. Loose screws should be tightened as required and missing or worn out foot caps must be replaced. To obtain replacement parts, please contact your local representation or local dealer. Furniture should be handled with care. When chairs are stacked, the stack should not be dragged. Stackable chairs should not be dropped or slammed down when being un-stacked. People should not rock backwards or stand on any emuamericas' item. For storage, all furniture should be stored neatly, stacked to suggested height, and packed in a clean and dry area. Tables should not be stacked. Our teak is unfinished, it will grey over time, to maintain color, follow teak maintenance. Cushions that are stored for longer periods of time should be stored in a dry ventilated area. NOTE: Warranty may be voided if proper maintenance or care is not followed.

PARTS/HARDWARE: We make available all parts, hardware and touch-up paint for the current product line at minimal cost.

SAMPLES: Samples may be purchased at a quantity of not more than one piece per model at a time. Certain items, umbrellas & bases, cushions and site furniture are not available for samples. For full details, request our sample policy.

PRICING: All prices published are "LIST" (unless otherwise noted) price per single unit, FOB Lebanon, PA 17042 Distribution Center and do not include shipping costs, taxes or installation. Due to frequent international monetary fluctuations, we reserve the right to change prices without notice.

MAP POLICY: All authorized emuamericas, llc dealers and e-commerce dealers must adhere to emuamericas' established MAP of 40% off the current list price.

MINIMUM ORDER: Minimum order is \$ 500 NET or \$50 NET fee will apply, not applicable to parts and samples.

BREAK PACK: A \$20 NET break charge will be incurred for any broken master pack on quick ship items, excluding sample orders. Special order items must be purchased by the master pack quantity.

ORDERS: All orders are subject to acceptance by emuamericas, llc. Orders must be received by fax, mail or e-mail on company purchase order form or letterhead. Purchase Orders must be complete including: required on site date, ship to address, shipping instructions and contact name and phone number of receiver. Orders must be approved by the credit department before being confirmed. Order acceptance will be made in the form of an Order Confirmation with an estimated ship date assigned and lead times/estimated warehouse arrivals (EWA) listed after each line item if applicable. Order Confirmations need to be reviewed for corrections immediately upon receipt; emuamericas, llc will not be held responsible for any errors or missing information on order confirmation. Orders are shipped at earliest 48 hours from order confirmation date. Invoices are faxed, mailed or e-mailed with tracking information the day of shipment.

ORDER REVISIONS/CANCELLATIONS: All order revisions and cancellations must be submitted to our corporate office in writing 2 business days prior to the estimated ship date on the order confirmation. If an order is changed or stopped on the day of shipment, a \$100 fee will be assessed. Please note that if a shipment has left the warehouse and a revision or cancellation is received, the customer is liable for additional storage charges and freight costs. Items held at our distribution center for over 30 days will incur storage charges calculated at \$100 NET per week per pallet. All revisions acceptances must be acknowledged by emuamericas, llc on an updated order confirmation.

REQUIRED DEPOSITS: Each of the following listed requires a 50% non-refundable deposit prior to the order being placed into production: all special order items, our RAL program items (even if quick ship), cushions, direct containers, and any orders larger than 200 pieces or above \$20,000.

ACCEPTED PAYMENT METHODS: Certified, corporate and personal checks, ACH, wire transfer and credit card are accepted payment methods. Orders requiring pre-payment and paid via corporate or personal check are subject to a 7 business day clearing period hold prior to shipment. An additional 4% will be added for all credit cards transactions (deposits, purchases and invoice payments). We accept: Visa, MasterCard, American Express and Discover credit cards. Wire transfers carry an additional charge of \$15. Any and all returned checks will be assessed a \$25 fee; these checks will be automatically re-presented to the bank after 3 days.

PAYMENT TERMS: First time customers are required to pay their first order in full before shipment. To establish credit terms customer must meet emuamericas' credit requirements and complete our credit application; emuamericas, llc uses Dunn & Bradstreet as its reporting service for establishing account status with new customers. Standard credit terms are Net 30 days from date of invoice with customer's credit information on file. Other terms may be available and will be indicated on the Order Confirmation and Invoice. Prompt payment is requested and must be sent to arrive by the due date stated on each invoice. Failure to pay within the terms of the invoice may result in your account being placed on credit hold and subject to late fees at a rate of 1½% per month; late fees will be automatically added to your account balance. No further shipments will be made until all past due invoices are fully paid. No deductions may be made from remittance. In event of delinquency, the customer shall be responsible for all collection costs, including attorney's fees.

REFUNDS: Should a refund be required due to overpayment, this may only be processed after the completion of the related purchase order. A completion of purchase order is when the order is shipped and invoiced.

SALES TAXES: emuamericas, llc is required to charge sales tax for drop shipments into any of the states where we have nexus, unless our customer is registered to collect sales tax in that state and provides required documentation. We are registered to collect sales tax in the following states: California, Colorado, Connecticut, Florida, Illinois, Michigan, New York, Pennsylvania, Texas and Washington. As a distributor with headquarters in the State of Colorado, City & County of Denver, we are required to charge sales tax

for any deliveries into the city of Denver, unless a City & County of Denver resale certificate is presented. If Sales Tax is not charged on our invoice, then Use Tax may be due, please consult your local & state tax laws or a tax advisor for details.

SHIPPING: Shipping and routing instructions are required for each 3rd party shipment. If no such instructions are received we have the right to ship by the carrier of our choice (BESTWAY). If billing third party, the payer's discount program will take precedence; please consult your carrier for a freight quote. emuamericas, llc offers a Prepaid and Add Freight Program to facilitate the quoting process. Freight quotations are estimate and only valid for 7 business days. Customer pick up is available from our distribution center, special requirements must be met; any missed appointments may be subject to additional fees. All orders are subject to delay or failure of delivery due to problems with source of supply, transportation, war, riots, fire, accidents, compliance with government regulations, strikes, Acts of God, or other causes beyond our control. All estimated ship dates are approximate only. emuamericas, llc cannot be held responsible for financial damages due to late shipping. If shipment is refused, re-consigned, re-delivered, stored or additional services are rendered extra charges will apply.

FREIGHT DAMAGE & CLAIMS: Before accepting and signing for the merchandise from the carrier, inspect all cartons for visible or concealed damage and clearly note any loss or damage on the delivery receipt/BOL. If there is loss or damage, make immediate claim with the delivering carrier. In the event of concealed damage, save all cartons and packing materials, and notify the freight carrier and emuamericas, llc immediately for inspection. Missing items/parts/hardware claims against us will be considered only if filed with us in writing within 5 days of delivery date. Failure to make such claim shall constitute acceptance of the merchandise and waiver of any defects, errors, or shortages. emuamericas, llc is not responsible for damage or loss incurred in transit. All furniture is shipped at the purchaser's own risk after it has been inspected and securely packed at the distribution center. It is accepted as such by the freight carrier.

RETURNS & RE-STOCKING FEE: Special order items, parts, our custom RAL program and cushions are made to your specifications and are not returnable or refundable. Quick Ship items may be returned within 30 days from the invoice date with an RMA; items must be received in original condition & packaging for full refund. A minimum of 25% restocking fee will be charged for the return of quick ship items. Credit for returns will only be issued after receipt and inspection of returned merchandise. Damaged returns are subject to additional charges incurred to restore goods to original condition or customer may reclaim the items FOB Lebanon PA 17042 if determined credit amount is insufficient. No return of merchandise will be accepted to our Lebanon, PA distribution Center without our written consent via RMA (Return Merchandise Authorization) number, which includes the appropriate shipping instructions. Unauthorized returns will be refused and/or returned freight collect. RMA # is only valid for 15 days from issue date. A copy of the RMA must accompany the returned merchandise, and the RMA # must appear on each carton returned. Any additional cartons needed for return will be charged to your account. No credit will be issued for goods without our written consent.

WARRANTY: emuamericas, llc has a limited warranty on its product. Items are to be free from manufacturing defects in material and/or workmanship for structure and finish for a period of three years from date of invoice to original purchaser. Cushions and Shade Equipment are only warranted for a period of one year. This limited warranty does not apply to damage resulting from accident, alteration, misuse, tampering, negligence or abuse. Please note that our steel items are not recommended in installations proximate to salt water areas. Wicker used on items is subject to wear and tear and not covered under warranty. Our teak is unfinished, it will grey over time and could stain if not sealed, joints may open due to weather conditions, not covered under warranty. All items must be properly assembled per instructions. emuamericas, llc will, at its option, repair, replace or refund the purchase price of any items found defective upon inspection. We request a completed quality claim and an individual photograph for any item claimed in addition to a group photograph for each incident. Dealers are required to complete the product warranty registration form for all deliveries to their warehouse or pickups (warranty form does not have to be completed for drop shipments). The warranty is only valid if all parts that wear, such as chair foot caps, get replaced at least annually, must be purchased within one month of replacement time. For full warranty information, please contact us.